






COM	COL A	B	C	D	E	F	G	H	I	J	K
 <b>1323</b>	1608	1683	1763	1888	2008	2168	2323	2523	2728	2973	3223
 <b>1981</b>	2386	2496	2606	2786	2961	3186	3406	3696	3986	4341	4696
 <b>2593</b>	3078	3208	3343	3558	3768	4038	4303	4648	4998	5423	5848

540L	Lounge	COM - 7 yds / COL - 126 sqft	W-31 D-33 H-38 SH-19 AH-26	75 lbs
540LS	Loveseat	COM - 10 yds / COL - 180 sqft	W-55.5 D-33 H-38 SH-19 AH-26	125 lbs
540S	Sofa	COM - 12 yds / COL - 216 sqft	W-79.5 D-33 H-38 SH-19 AH-26	175 lbs

**Optional:**

Top of arm mount swivel tablet with standard laminate surface - \$290 list.

Choose from designer white or black. Contact the factory for pricing associated with other laminate patterns.



**FREIGHT**

Freight is included in the list pricing provided the total order value in list dollars exceeds the thresholds noted in the table below. If not, simply add the \$100 minimum freight charge to your order.

<b>DELIVERY ZONE</b>	<b>ORDER VALUE</b>	<b>MINIMUM FREIGHT CHARGE</b>
1	1 Less Than \$ 3000 List	\$ 100 Net
2	2 Less Than \$ 4000 List	\$ 200 Net
3	3 Less Than \$ 5000 List	\$ 300 Net
4	4 Less Than \$ 7500 List	\$ 400 Net

TATUM

