


# NETWORK MODULAR SEATING



## MODULAR COMPONENTS



COM	COL A	B	C	D	E	F	G	H	I	J	K
<b>1290</b>	1455	1495	1540	1615	1685	1775	1860	1975	2095	2235	2375

S270AL

Armless Lounge

COM - 4 yds / COL - 72 sqft

W-30 D-30 H-30 SH-17.5

65 lbs



COM	COL A	B	C	D	E	F	G	H	I	J	K
<b>1385</b>	1550	1590	1635	1710	1780	1870	1955	2070	2190	2330	2470


S270CC

Corner Chair

COM - 6 yds / COL - 108 sqft

W-30 D-30 H-30 SH-17.5

65 lbs



COM	COL A	B	C	D	E	F	G	H	I	J	K
<b>1968</b>	2253	2328	2408	2533	2653	2813	2968	3168	3373	3618	3868


S270-ALS

Armless Loveseat

COM - 7 yds / COL - 126 sqft

W-60 D-30 H-30 SH-17.5

130 lbs



COM	COL A	B	C	D	E	F	G	H	I	J	K
<b>2428</b>	2793	2893	2993	3153	3313	3513	3713	3973	4233	4553	4873


S270F

Armless Sofa 75

COM - 9 yds / COL - 162 sqft

W-75 D-30 H-30 SH-17.5

195 lbs



COM	COL A	B	C	D	E	F	G	H	I	J	K
<b>2699</b>	3144	3264	3384	3584	3779	4024	4264	4584	4904	5294	5684

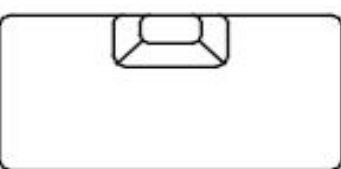
S270AS

Armless Sofa 90

COM - 11 yds / COL - 198 sqft

W-90 D-30 H-30 SH-17.5

200 lbs



COM	COL A	B	C	D	E	F	G	H	I	J	K
<b>1968</b>	2233	2303	2373	2493	2608	2753	2893	3083	3273	3503	3733

S270ALS-CB

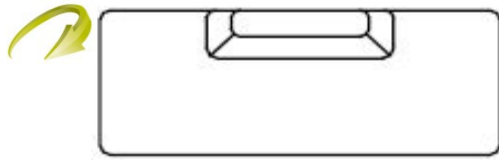
Center Back Sofa 60

COM - 6.5 yds / COL - 117 sqft

W-60 D-30 H-30 SH-17 or 19

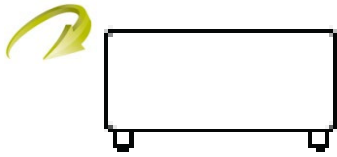
130 lbs

# NETWORK MODULAR SEATING



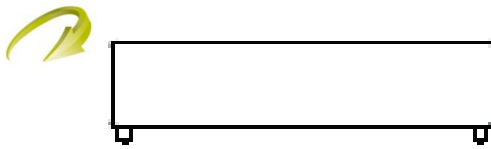
COM	COL A	B	C	D	E	F	G	H	I	J	K
<b>2428</b>	2773	2863	2958	3113	3263	3453	3638	3883	4133	4433	4733

S270F-CB Center Back Sofa 75 COM - 8.5 yds / COL - 153 sqft W-75 D-30 H-30 SH-17.5 145 lbs




COM	COL A	B	C	D	E	F	G	H	I	J	K
<b>830.3</b>	955.3	985.3	1020	1075	1125	1195	1260	1345	1435	1540	1645

S2700-30W Bench 30W COM - 3 yds / COL - 54 sqft W-30 D-30 H-17.5 SH-17.5 30 lbs




COM	COL A	B	C	D	E	F	G	H	I	J	K
<b>1266</b>	1471	1526	1581	1671	1756	1871	1981	2126	2271	2446	2626

S2700-60W Bench 60W COM - 5 yds / COL - 90 sqft W-60 D-30 H-17.5 SH-17.5 60 lbs




COM	COL A	B	C	D	E	F	G	H	I	J	K
<b>1692</b>	1977	2052	2132	2257	2377	2537	2692	2892	3097	3342	3592

S2700-75W Bench 75W COM - 7 yds / COL - 126 sqft W-75 D-30 H-17.5 SH-17.5 65 lbs



COM	COL A	B	C	D	E	F	G	H	I	J	K
<b>2275</b>	2640	2740	2840	3000	3160	3360	3560	3820	4080	4400	4720


S2700-90W Bench 90W COM - 9 yds / COL - 162 sqft W-90 D-30 H-17.5 SH-17.5 80 lbs



COM	COL A	B	C	D	E	F	G	H	I	J	K
<b>892.4</b>	977.4	997.4	1017	1057	1092	1137	1177	1237	1297	1367	1437

S270ARM-30D Arm Panel 30D COM - 2 yds / COL - 36 sqft W-7.5 D-30 H-22.5 20 lbs

# NETWORK MODULAR SEATING



S270ARM-45D Arm Panel 45D

COM	COL A	B	C	D	E	F	G	H	I	J	K
<b>954.5</b>	1060	1085	1115	1160	1200	1260	1315	1385	1460	1545	1635

COM - 2.5 yds / COL - 45 sqft

W-7.5 D-45 H-22.5

25 lbs



S270ARM-60D Arm Panel 60D

COM	COL A	B	C	D	E	F	G	H	I	J	K
<b>1126</b>	1271	1306	1346	1411	1471	1551	1626	1726	1831	1951	2076

COM - 3.5 yds / COL - 63 sqft

W-7.5 D-60 H-22.5

40 lbs




S270PP-60W Privacy Panel 60

COM	COL A	B	C	D	E	F	G	H	I	J	K
<b>2091</b>	2296	2351	2406	2496	2581	2696	2806	2951	3096	3271	3451

COM - 5 yds / COL - 90 sqft

W-60 D-15 H-45

25 lbs




S270PP-75W Privacy Panel 75

COM	COL A	B	C	D	E	F	G	H	I	J	K
<b>2460</b>	2705	2770	2835	2945	3050	3185	3315	3490	3665	3875	4090

COM - 6 yds / COL - 108 sqft

W-75 D-15 H-45

33 lbs



S270PP-90W Privacy Panel 90

COM	COL A	B	C	D	E	F	G	H	I	J	K
<b>3136</b>	3461	3546	3636	3781	3921	4101	4276	4506	4741	5021	5306

COM - 8 yds / COL - 144 sqft

W-90 D-15 H-45

40 lbs

# NETWORK MODULAR SEATING



## FREESTANDING COMPONENTS

S270DT-X-24R		<b>741.8</b>	W-24 D-24 H-29	35 lbs
S270DT-X-24S		<b>741.8</b>	W-24 D-24 H-29	35 lbs
S270DT-X-30R		<b>822.3</b>	W-30 D-30 H-29	40 lbs
S270DT-X-30S		<b>822.3</b>	W-30 D-30 H-29	40 lbs
S270CT-X-36R		<b>954.5</b>	W-36 D-36 H-24	45 lbs
S270CT-X-36S		<b>954.5</b>	W-36 D-36 H-24	45 lbs
S270DT-T-3060		<b>1035</b>	W-60 D-30 H-29	50 lbs
S270DT-T-3075		<b>1283</b>	W-75 D-30 H-29	55 lbs
S270DT-T-3090		<b>1535</b>	W-90 D-30 H-29	65 lbs

# NETWORK MODULAR SEATING



SHELF-55-W  **1075** W-55 D-10 H-1 50 lbs

SHELF-70-W  **1219** W-70 D-10 H-1 55 lbs

SHELF-85-W  **1535** W-85 D-10 H-1 65 lbs

**NOTES:**

- With Network orders, Sterling Tree Studio will assume that pieces are to be provided as freestanding (non-ganged). If ganging is preferred, please order ganging hardware (S270GANG at \$20 list per point of attachment) and provide a floor plan with the purchase order.

**OPTIONS:**

- Side mount swivel tablet with standard laminate surface - \$450 list. Choose from designer white or black. Contact the factory for pricing associated with other laminate patterns.
- To replace metal legs with twin wheel, non-locking casters, there is no upcharge. Please specify as STYLE NO.-CASTERS. (Ex: S270AL-CASTERS).
- For power modules mounted in seating or arm panels, please specify as STYLE NO.-POWER and advise mounting location - front border of seat, left border of seat, right border of seat or front of arm panel. (Ex: S270AL-POWER, front border of seat). Each power module is standard with silver faceplate, 2 AC outlets and 2 USB outlets. Price per module is \$250 list.



**FREIGHT**

Freight is included in the list pricing provided the total order value in list dollars exceeds the thresholds noted in the table below. If not, simply add the \$100 minimum freight charge to your order.

DELIVERY ZONE	ORDER VALUE	MINIMUM FREIGHT CHARGE
1	Less Than \$ 3000 List	\$ 100 Net
2	Less Than \$ 4000 List	\$ 200 Net
3	Less Than \$ 5000 List	\$ 300 Net
4	Less Than \$ 7500 List	\$ 400 Net

# NETWORK *MODULAR SEATING*



For an order to qualify and receive treatment as a "QUICK SHIP", the following criteria must apply:

- 1) The order must be clearly marked as "QUICK SHIP".
- 2) The order must involve exclusively quick ship styles, quick ship fabrics and standard Sterling Tree Studio wood finishes.
- 3) The order must involve 15 or less pieces.
- 4) The order must involve standard product (requiring no modification or customization).

All colors of the following patterns are part of the program:

- |                              |                                |
|------------------------------|--------------------------------|
| Grade A - Culp Archetype     | Grade C - Stinson Retrograde   |
| Grade A - Culp Castillo      | Grade C - Stinson Sequence     |
| Grade A - Culp Dillon        | Grade D - Momentum Hue         |
| Grade B - Momentum Origin    | Grade D - Stinson Nova         |
| Grade B - Stinson Laredo     | Grade D - Stinson Outlander    |
| Grade B - Stinson Blip       | Grade E - Momentum Beeline     |
| Grade C - Momentum Epic      | Grade E - Momentum Free        |
| Grade C - Momentum Fuse      | Grade E - Stinson Continuum    |
| Grade C - Momentum Marathon  | Grade E - Stinson Gravity      |
| Grade C - Momentum Tradition | Grade F - Momentum Cover Cloth |
| Grade C - Stinson Hive       | Grade F - Stinson Hot Spot     |
| Grade C - Stinson Polka      | Grade F - Stinson Nimble       |
| Grade C - Stinson Riddle     | Grade F - Stinson Revolution   |

\*Network seating SKU's ONLY are available for Quick Ship.