

# NETWORK MODULAR SEATING



## MODULAR COMPONENTS



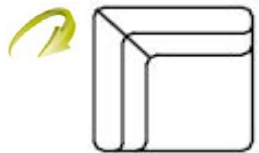
COM	COL A	B	C	D	E	F	G	H	I	J	K
<b>1178</b>	1343	1383	1428	1503	1573	1663	1748	1863	1983	2123	2263

S270AL Armless Lounge

COM - 4 yds / COL - 72 sqft

W-30 D-30 H-30 SH-17.5

65 lbs




COM	COL A	B	C	D	E	F	G	H	I	J	K
<b>1260</b>	1425	1465	1510	1585	1655	1745	1830	1945	2065	2205	2345

S270CC Corner Chair

COM - 6 yds / COL - 108 sqft

W-30 D-30 H-30 SH-17.5

65 lbs




COM	COL A	B	C	D	E	F	G	H	I	J	K
<b>1823</b>	2108	2183	2263	2388	2508	2668	2823	3023	3228	3473	3723

S270-ALS Armless Loveseat

COM - 7 yds / COL - 126 sqft

W-60 D-30 H-30 SH-17.5

130 lbs



COM	COL A	B	C	D	E	F	G	H	I	J	K
<b>2278</b>	2643	2743	2843	3003	3163	3363	3563	3823	4083	4403	4723

S270F Armless Sofa 75

COM - 9 yds / COL - 162 sqft

W-75 D-30 H-30 SH-17.5

195 lbs



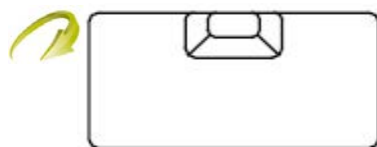
COM	COL A	B	C	D	E	F	G	H	I	J	K
<b>2514</b>	2959	3079	3199	3399	3594	3839	4079	4399	4719	5109	5499

S270AS Armless Sofa 90

COM - 11 yds / COL - 198 sqft

W-90 D-30 H-30 SH-17.5

200 lbs



COM	COL A	B	C	D	E	F	G	H	I	J	K
<b>1878</b>	2143	2213	2283	2403	2518	2663	2803	2993	3183	3413	3643

S270ALS-CB Center Back Sofa 60

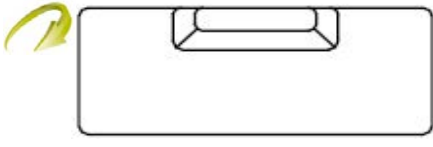
COM - 6.5 yds / COL - 117 sqft

W-60 D-30 H-30 SH-17 or 19

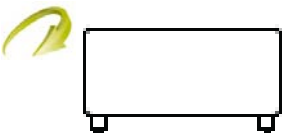
130 lbs

# NETWORK MODULAR SEATING




	COM	COL	B	C	D	E	F	G	H	I	J	K
	<b>2278</b>	A	2623	2713	2808	2963	3113	3303	3488	3733	3983	4283


S270F-CB Center Back Sofa 75 COM - 8.5 yds / COL - 153 sqft W-75 D-30 H-30 SH-17.5 145 lbs

	COM	COL	B	C	D	E	F	G	H	I	J	K
	<b>778</b>	A	903	933	968	1023	1073	1143	1208	1293	1383	1488


S2700-30W Bench 30W COM - 3 yds / COL - 54 sqft W-30 D-30 H-17.5 SH-17.5 30 lbs

	COM	COL	B	C	D	E	F	G	H	I	J	K
	<b>1157</b>	A	1362	1417	1472	1562	1647	1762	1872	2017	2162	2337


S2700-60W Bench 60W COM - 5 yds / COL - 90 sqft W-60 D-30 H-17.5 SH-17.5 60 lbs

	COM	COL	B	C	D	E	F	G	H	I	J	K
	<b>1527</b>	A	1812	1887	1967	2092	2212	2372	2527	2727	2932	3177

S2700-75W Bench 75W COM - 7 yds / COL - 126 sqft W-75 D-30 H-17.5 SH-17.5 65 lbs

	COM	COL	B	C	D	E	F	G	H	I	J	K
	<b>2034</b>	A	2399	2499	2599	2759	2919	3119	3319	3579	3839	4159

S2700-90W Bench 90W COM - 9 yds / COL - 162 sqft W-90 D-30 H-17.5 SH-17.5 80 lbs

	COM	COL	B	C	D	E	F	G	H	I	J	K
	<b>810</b>	A	895	915	935	975	1010	1055	1095	1155	1215	1285

S270ARM-30D Arm Panel 30D COM - 2 yds / COL - 36 sqft W-7.5 D-30 H-22.5 20 lbs



# NETWORK MODULAR SEATING



## FREESTANDING COMPONENTS

S270DT-X-24R		<b>679</b>	W-24 D-24 H-29	35 lbs
S270DT-X-24S		<b>679</b>	W-24 D-24 H-29	35 lbs
S270DT-X-30R		<b>749</b>	W-30 D-30 H-29	40 lbs
S270DT-X-30S		<b>749</b>	W-30 D-30 H-29	40 lbs
S270CT-X-36R		<b>886</b>	W-36 D-36 H-24	45 lbs
S270CT-X-36S		<b>886</b>	W-36 D-36 H-24	45 lbs
S270DT-T-3060		<b>900</b>	W-60 D-30 H-29	50 lbs
S270DT-T-3075		<b>1116</b>	W-75 D-30 H-29	55 lbs
S270DT-T-3090		<b>1391</b>	W-90 D-30 H-29	65 lbs

# NETWORK MODULAR SEATING



SHELF-55-W  **969** W-55 D-10 H-1 50 lbs

SHELF-70-W  **1094** W-70 D-10 H-1 55 lbs

SHELF-85-W  **1369** W-85 D-10 H-1 65 lbs

**NOTES:**

- With Network orders, Sterling Tree Studio will assume that pieces are to be provided as freestanding (non-ganged). If ganging is preferred, please order ganging hardware (S270GANG at \$20 list per point of attachment) and provide a floor plan with the purchase order.

**OPTIONS:**

- Side mount swivel tablet with standard laminate surface - \$450 list. Choose from designer white or black. Contact the factory for pricing associated with other laminate patterns.
- To replace metal legs with twin wheel, non-locking casters, there is no upcharge. Please specify as STYLE NO.-CASTERS. (Ex: S270AL-CASTERS).
- For power modules mounted in seating or arm panels, please specify as STYLE NO.-POWER and advise mounting location - front border of seat, left border of seat, right border of seat or front of arm panel. (Ex: S270AL-POWER, front border of seat). Each power module is standard with silver faceplate, 2 AC outlets and 2 USB outlets. Price per module is \$250 list.



**FREIGHT**

Freight is included in the list pricing provided the total order value in list dollars exceeds the thresholds noted in the table below. If not, simply add the \$100 minimum freight charge to your order.

DELIVERY ZONE	ORDER VALUE	MINIMUM FREIGHT CHARGE
1	Less Than \$ 3000 List	\$ 100 Net
2	Less Than \$ 4000 List	\$ 200 Net
3	Less Than \$ 5000 List	\$ 300 Net

# NETWORK *MODULAR SEATING*



4

Less Than \$ 7500 List

\$ 400 Net

# NETWORK *MODULAR SEATING*



For an order to qualify and receive treatment as a "QUICK SHIP", the following criteria must apply:

- 1) The order must be clearly marked as "QUICK SHIP".
- 2) The order must involve exclusively quick ship styles, quick ship fabrics and standard Sterling Tree Studio wood finishes.
- 3) The order must involve 15 or less pieces.
- 4) The order must involve standard product (requiring no modification or customization).

All colors of the following patterns are part of the program:

- |                              |                                |
|------------------------------|--------------------------------|
| Grade A - Culp Archetype     | Grade C - Stinson Retrograde   |
| Grade A - Culp Castillo      | Grade C - Stinson Sequence     |
| Grade A - Culp Dillon        | Grade D - Momentum Hue         |
| Grade B - Momentum Origin    | Grade D - Stinson Nova         |
| Grade B - Stinson Laredo     | Grade D - Stinson Outlander    |
| Grade B - Stinson Blip       | Grade E - Momentum Beeline     |
| Grade C - Momentum Epic      | Grade E - Momentum Free        |
| Grade C - Momentum Fuse      | Grade E - Stinson Continuum    |
| Grade C - Momentum Marathon  | Grade E - Stinson Gravity      |
| Grade C - Momentum Tradition | Grade F - Momentum Cover Cloth |
| Grade C - Stinson Hive       | Grade F - Stinson Hot Spot     |
| Grade C - Stinson Polka      | Grade F - Stinson Nimble       |
| Grade C - Stinson Riddle     | Grade F - Stinson Revolution   |

\*Network seating SKU's ONLY are available for Quick Ship.