

DUXBURY MODULAR SEATING



FREESTANDING COMPONENTS



COM	COL A	B	C	D	E	F	G	H	I	J	K
1430	1675	1740	1805	1915	2020	2155	2285	2460	2635	2845	3060

S253L Lounge COM - 6 yds / COL - 108 sqft W-31 D-29 H-31 SH-17 AH-24.5 65 lbs



COM	COL A	B	C	D	E	F	G	H	I	J	K
1914	2279	2379	2479	2639	2799	2999	3199	3459	3719	4039	4359

S253LS Loveseat COM - 9 yds / COL - 162 sqft W-54 D-29 H-31 SH-17 AH-24.5 115 lbs



COM	COL A	B	C	D	E	F	G	H	I	J	K
2563	3008	3128	3248	3448	3643	3888	4128	4448	4768	5158	5548

S253S Sofa COM - 11 yds / COL - 198 sqft W-77 D-29 H-31 SH-17 AH-24.5 165 lbs

MODULAR COMPONENTS



COM	COL A	B	C	D	E	F	G	H	I	J	K
1131	1296	1336	1381	1456	1526	1616	1701	1816	1936	2076	2216

S253AL Armless Lounger COM - 4 yds / COL - 72 sqft W-23 D-29 H-31 SH-17 60 lbs



COM	COL A	B	C	D	E	F	G	H	I	J	K
1231	1436	1491	1546	1636	1721	1836	1946	2091	2236	2411	2591

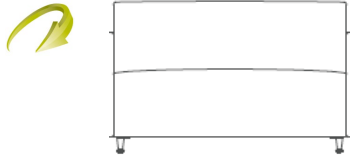
S253LAFL Left Arm Facing Lounger COM - 5 yds / COL - 90 sqft W-27 D-29 H-31 SH-17 65 lbs



COM	COL A	B	C	D	E	F	G	H	I	J	K
1231	1436	1491	1546	1636	1721	1836	1946	2091	2236	2411	2591

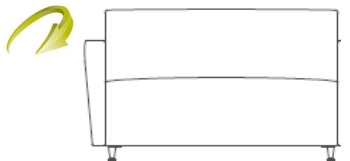
S253RAFL Right Arm Facing Lounger COM - 5 yds / COL - 90 sqft W-27 D-29 H-31 SH-17 65 lbs

DUXBURY MODULAR SEATING



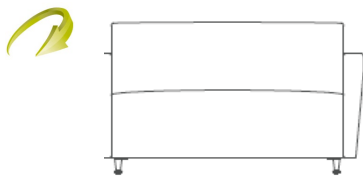
COM	COL A	B	C	D	E	F	G	H	I	J	K
1714	2279	2379	2479	2639	2799	2999	3199	3459	3719	4039	4359

S253ALS Armless Loveseat COM - 7 yds / COL - 162 sqft W-46 D-29 H-31 SH-17 AH-24.5 115 lbs



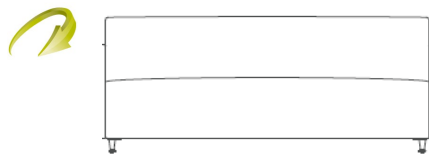
COM	COL A	B	C	D	E	F	G	H	I	J	K
1814	2279	2379	2479	2639	2799	2999	3199	3459	3719	4039	4359

S253LAFLS Left Arm Facing Love COM - 8.5 yds / COL - 162 sqft W-50 D-29 H-31 SH-17 AH-24.5 115 lbs



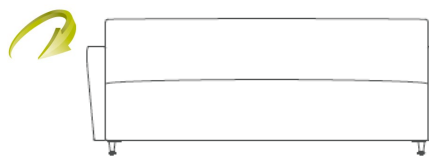
COM	COL A	B	C	D	E	F	G	H	I	J	K
1814	2279	2379	2479	2639	2799	2999	3199	3459	3719	4039	4359

S253RAFLS Right Arm Facing Love COM - 8.5 yds / COL - 162 sqft W-50 D-29 H-31 SH-17 AH-24.5 115 lbs



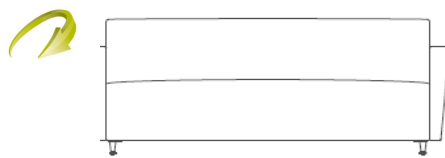
COM	COL A	B	C	D	E	F	G	H	I	J	K
2263	3008	3128	3248	3448	3643	3888	4128	4448	4768	5158	5548

S253AS Armless Sofa COM - 9 yds / COL - 156 sqft W-69 D-29 H-31 SH-17 AH-24.5 165 lbs



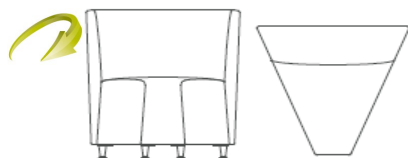
COM	COL A	B	C	D	E	F	G	H	I	J	K
2363	3008	3128	3248	3448	3643	3888	4128	4448	4768	5158	5548

S253LAFS Left Arm Facing Sofa COM - 10 yds / COL - 198 sqft W-73 D-29 H-31 SH-17 AH-24.5 165 lbs



COM	COL A	B	C	D	E	F	G	H	I	J	K
2363	3008	3128	3248	3448	3643	3888	4128	4448	4768	5158	5548

S253RAFS Right Arm Facing Sofa COM - 10 yds / COL - 198 sqft W-73 D-29 H-31 SH-17 AH-24.5 165 lbs



COM	COL A	B	C	D	E	F	G	H	I	J	K
1131	1296	1336	1381	1456	1526	1616	1701	1816	1936	2076	2216

DUXBURY *MODULAR SEATING*

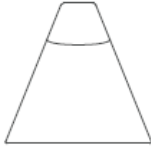


S253W-45IS 45° Inside Seat

COM - 4 yds / COL - 72 sqft

W-29 D-27 H-31 SH-17

60 lbs




COM	COL A	B	C	D	E	F	G	H	I	J	K
1131	1296	1336	1381	1456	1526	1616	1701	1816	1936	2076	2216

S253W-45OS 45° Outside Seat

COM - 4 yds / COL - 72 sqft

W-29 D-27 H-31 SH-17

60 lbs



COM	COL A	B	C	D	E	F	G	H	I	J	K
1131	1296	1336	1381	1456	1526	1616	1701	1816	1936	2076	2216

S253W-22IS 22.5° Inside Seat

COM - 4 yds / COL - 72 sqft

W-26 D-28.5 H-31 SH-17

60 lbs

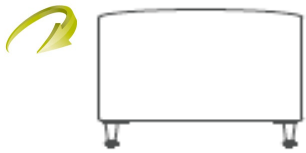
DUXBURY *MODULAR SEATING*



S253W-22OS 22.5° Outside Seat

COM	COL A	B	C	D	E	F	G	H	I	J	K
1131	1296	1336	1381	1456	1526	1616	1701	1816	1936	2076	2216

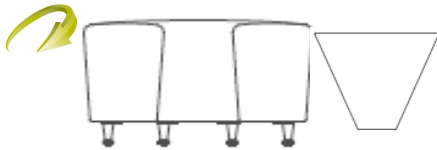
COM - 4 yds / COL - 72 sqft W-26 D-28.5 H-31 SH-17 60 lbs



S2530 Square Ottoman

COM	COL A	B	C	D	E	F	G	H	I	J	K
747	832	852	872	912	947	992	1032	1092	1152	1222	1292

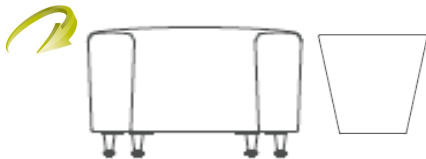
COM - 2 yds / COL - 36 sqft W23 D-26.5 H-17 SH-17 30 lbs



S2530-45 45° Ottoman

COM	COL A	B	C	D	E	F	G	H	I	J	K
747	832	852	872	912	947	992	1032	1092	1152	1222	1292

COM - 2 yds / COL - 36 sqft W-29 D-24 H-17 SH-17 35 lbs



S2530-22 22.5° Ottoman

COM	COL A	B	C	D	E	F	G	H	I	J	K
747	832	852	872	912	947	992	1032	1092	1152	1222	1292

COM - 2 yds / COL - 36 sqft W-26 D-26 H-17 SH-17 35 lbs

DUXBURY MODULAR SEATING

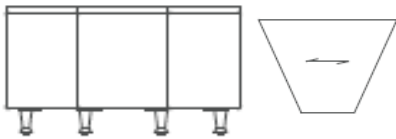


LAMINATE TOPS & UPHOLSTERED BASE TABLES



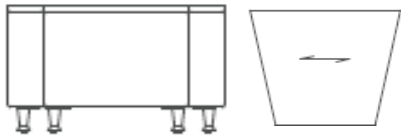
COM	COL A	B	C	D	E	F	G	H	I	J	K
947	1012	1027	1042	1072	1097	1132	1162	1207	1252	1302	1357

S2530T Linking Ottoman COM - 1.5 yds / COL - 27 sqft W-23 D-22 H-16 35 lbs



COM	COL A	B	C	D	E	F	G	H	I	J	K
1034	1099	1114	1129	1159	1184	1219	1249	1294	1339	1389	1444

S2530T-45 45° Linking Ottoman COM - 1.5 yds / COL - 27 sqft W-27 D-20 H-16 35 lbs



COM	COL A	B	C	D	E	F	G	H	I	J	K
1034	1099	1114	1129	1159	1184	1219	1249	1294	1339	1389	1444

S2530T-22 22.5° Linking Ottoman COM - 1.5 yds / COL - 27 sqft W-25 D-21.5 H-16 35 lbs



COM	COL A	B	C	D	E	F	G	H	I	J	K
1234	1319	1339	1359	1399	1434	1479	1519	1579	1639	1709	1779

S2530T-36R Rnd Occasional Table COM - 2 yds / COL - 36 sqft 36 DIA H-16 40 lbs



COM	COL A	B	C	D	E	F	G	H	I	J	K
1134	1219	1239	1259	1299	1334	1379	1419	1479	1539	1609	1679

S2530T-36S Sq Occasional Table COM - 2 yds / COL - 36 sqft W-36 D-36 H-16 40 lbs



COM	COL A	B	C	D	E	F	G	H	I	J	K
947	1012	1027	1042	1072	1097	1132	1162	1207	1252	1302	1357

S2530T-24R Large Rnd End Table COM - 1.5 yds / COL - 27 sqft 24 DIA H-20 35 lbs

DUXBURY *MODULAR SEATING*



COM	COL A	B	C	D	E	F	G	H	I	J	K
947	1012	1027	1042	1072	1097	1132	1162	1207	1252	1302	1357

S253OT-24S Large Sq End Table


COM - 1.5 yds / COL - 27 sqft W-24 D-24 H-20 35 lbs



COM	COL A	B	C	D	E	F	G	H	I	J	K
834	889	899	914	939	959	989	1014	1049	1089	1129	1174

S253OT-18R Small Rnd End Table

COM - 1.25 yds / COL - 22.5 sqft 18 DIA x H-20 35 lbs



COM	COL A	B	C	D	E	F	G	H	I	J	K
769	824	834	849	874	894	924	949	984	1024	1064	1109

S253OT-18S Small Sq End Table

COM - 1.25 yds / COL - 22.5 sqft W-18 D-18 H-20 35 lbs

DUXBURY *MODULAR SEATING*



LAMINATE TABLES

<p>S253T Laminate Linking Table</p>		<p>1439</p>	<p>W-23 D-22 H-16</p>	<p>35 lbs</p>
<p>S253T-45 45° Laminate Linking Table</p>		<p>1439</p>	<p>W-27 D-20 H-16</p>	<p>35 lbs</p>
<p>S253T-22 22.5° Laminate Linking Table</p>		<p>1439</p>	<p>W-25 D-21.5 H-16</p>	<p>35 lbs</p>
<p>S253T-36R Laminate Rnd Occ Tbl</p>		<p>2181</p>	<p>36 DIA H-16</p>	<p>40 lbs</p>
<p>S253T-36S Laminate Sq Occ Table</p>		<p>2181</p>	<p>W-36 D-36 H-16</p>	<p>40 lbs</p>
<p>S253T-24R Laminate Large Rnd End Table</p>		<p>1439</p>	<p>24 DIA H-20</p>	<p>35 lbs</p>
<p>S253T-24S Laminate Large Square End Table</p>		<p>1439</p>	<p>W-24 D-24 H-20</p>	<p>35 lbs</p>
<p>S253T-18R Laminate Small Rnd End Table</p>		<p>1248</p>	<p>18 DIA x H-20</p>	<p>35 lbs</p>
<p>S253T-18S Laminate Small Square End Table</p>		<p>1248</p>	<p>W-18 D-18 H-20</p>	<p>35 lbs</p>

DUXBURY *MODULAR SEATING*



NOTES:

- With Duxbury orders, Sterling Tree Studio will assume that pieces are to be provided as freestanding (non-ganged). If ganging is preferred, please order ganging hardware (S253GANG at \$20 list per point of attachment) and provide a floor plan with the purchase order.

LAMINATE OPTIONS (FOR TABLES):

- Kensington Maple
- Harevest Maple
- Montana Walnut
- Columbian Walnut
- Cafelle
- Portico Teak
- Asian Night
- Designer White
- Black
- Veranda Teak
- Cafelle
- Amber Cherry
- Versailles Anigre
- Empire Mahogany

OPTIONS:

- Top of arm mount swivel tablet with standard laminate surface - \$290 list. Choose from designer white or black. Contact the factory for pricing associated with other laminate patterns.
- Side mount swivel tablet with standard laminate surface - \$450 list. Choose from designer white or black. Contact the factory for pricing associated with other laminate patterns.



- To replace metal legs with twin wheel, non-locking casters, there is no upcharge. Please specify as STYLE NO.-CASTERS. (Ex: S253AL-CASTERS).



- For power modules mounted in seating, please specify as STYLE NO.-POWER and advise mounting location - front border of seat, left border of seat or right border of seat. (Ex: S253AL-POWER, front border of seat). Each power module is standard with silver faceplate, 2 AC outlets and 2 USB outlets. Price per module is \$250 list.



FREIGHT

Freight is included in the list pricing provided the total order value in list dollars exceeds the thresholds noted in the table below. If not, simply add the \$100 minimum freight charge to your order.

<i>DELIVERY ZONE</i>	<i>ORDER VALUE</i>	<i>MINIMUM FREIGHT CHARGE</i>
1	Less Than \$ 3000 List	\$ 100 Net
2	Less Than \$ 4000 List	\$ 200 Net
3	Less Than \$ 5000 List	\$ 300 Net

DUXBURY

MODULAR SEATING



4

Less Than \$ 7500 List

\$ 400 Net

For an order to qualify and receive treatment as a "QUICK SHIP", the following criteria must apply:

- 1) The order must be clearly marked as "QUICK SHIP".
- 2) The order must involve exclusively quick ship styles, quick ship fabrics and standard Sterling Tree Studio wood finishes.
- 3) The order must involve 15 or less pieces.
- 4) The order must involve standard product (requiring no modification or customization).

All colors of the following patterns are part of the program:

- | | |
|------------------------------|--------------------------------|
| Grade A - Culp Archetype | Grade C - Stinson Retrograde |
| Grade A - Culp Castillo | Grade C - Stinson Sequence |
| Grade A - Culp Dillon | Grade D - Momentum Hue |
| Grade B - Momentum Origin | Grade D - Stinson Nova |
| Grade B - Stinson Laredo | Grade D - Stinson Outlander |
| Grade B - Stinson Blip | Grade E - Momentum Beeline |
| Grade C - Momentum Epic | Grade E - Momentum Free |
| Grade C - Momentum Fuse | Grade E - Stinson Continuum |
| Grade C - Momentum Marathon | Grade E - Stinson Gravity |
| Grade C - Momentum Tradition | Grade F - Momentum Cover Cloth |
| Grade C - Stinson Hive | Grade F - Stinson Hot Spot |
| Grade C - Stinson Polka | Grade F - Stinson Nimble |
| Grade C - Stinson Riddle | Grade F - Stinson Revolution |

*Duxbury seating SKU's ONLY are available for Quick Ship.