


# DUXBURY MODULAR SEATING

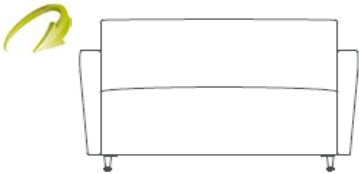


## **FREESTANDING COMPONENTS**



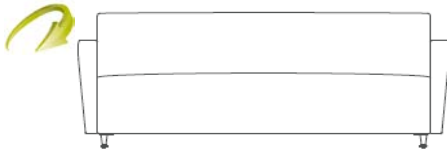
S253L Lounge

COM	COL A	B	C	D	E	F	G	H	I	J	K
<b>1258</b>	1503	1568	1633	1743	1848	1983	2113	2288	2463	2673	2888
COM - 6 yds / COL - 108 sqft				W-31 D-29 H-31 SH-17 AH-24.5				65 lbs			



S253LS Loveseat

COM	COL A	B	C	D	E	F	G	H	I	J	K
<b>1838</b>	2203	2303	2403	2563	2723	2923	3123	3383	3643	3963	4283
COM - 9 yds / COL - 162 sqft				W-54 D-29 H-31 SH-17 AH-24.5				115 lbs			



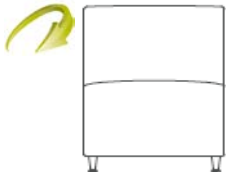
S253S Sofa

COM	COL A	B	C	D	E	F	G	H	I	J	K
<b>2360</b>	2805	2925	3045	3245	3440	3685	3925	4245	4565	4955	5345
COM - 11 yds / COL - 198 sqft				W-77 D-29 H-31 SH-17 AH-24.5				165 lbs			

# DUXBURY MODULAR SEATING



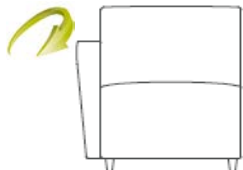
## MODULAR COMPONENTS **QUICK SHIP**



S253AL Armless Lounger

COM	COL A	B	C	D	E	F	G	H	I	J	K
<b>1179</b>	1344	1384	1429	1504	1574	1664	1749	1864	1984	2124	2264


COM - 4 yds / COL - 72 sqft W-23 D-29 H-31 SH-17 60 lbs



S253LAFL Right Arm Lounge

COM	COL A	B	C	D	E	F	G	H	I	J	K
<b>1179</b>	1384	1439	1494	1584	1669	1784	1894	2039	2184	2359	2539

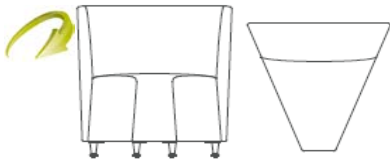
COM - 5 yds / COL - 90 sqft W-27 D-29 H-31 SH-17 65 lbs



S253RAFL Left Arm Lounge

COM	COL A	B	C	D	E	F	G	H	I	J	K
<b>1179</b>	1384	1439	1494	1584	1669	1784	1894	2039	2184	2359	2539

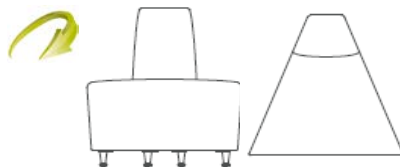
COM - 5 yds / COL - 90 sqft W-27 D-29 H-31 SH-17 65 lbs



S253W-45IS 45° Inside Seat

COM	COL A	B	C	D	E	F	G	H	I	J	K
<b>1049</b>	1214	1254	1299	1374	1444	1534	1619	1734	1854	1994	2134

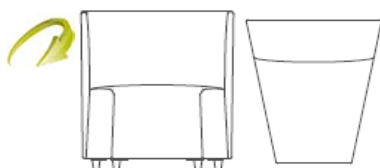
COM - 4 yds / COL - 72 sqft W-29 D-27 H-31 SH-17 60 lbs



S253W-45OS 45° Outside Seat

COM	COL A	B	C	D	E	F	G	H	I	J	K
<b>1049</b>	1214	1254	1299	1374	1444	1534	1619	1734	1854	1994	2134

COM - 4 yds / COL - 72 sqft W-29 D-27 H-31 SH-17 60 lbs



S253W-22IS 22.5° Inside Seat

COM	COL A	B	C	D	E	F	G	H	I	J	K
<b>1049</b>	1214	1254	1299	1374	1444	1534	1619	1734	1854	1994	2134

COM - 4 yds / COL - 72 sqft W-26 D-28.5 H-31 SH-17 60 lbs

# DUXBURY MODULAR SEATING



S253W-22OS 22.5° Outside Seat

COM	COL A	B	C	D	E	F	G	H	I	J	K
<b>1049</b>	1214	1254	1299	1374	1444	1534	1619	1734	1854	1994	2134

COM - 4 yds / COL - 72 sqft      W-26 D-28.5 H-31 SH-17      60 lbs

S2530 Square Ottoman

COM	COL A	B	C	D	E	F	G	H	I	J	K
<b>643</b>	728	748	768	808	843	888	928	988	1048	1118	1188

COM - 2 yds / COL - 36 sqft      W23 D-26.5 H-17 SH-17      30 lbs

S2530-45 45° Ottoman

COM	COL A	B	C	D	E	F	G	H	I	J	K
<b>643</b>	728	748	768	808	843	888	928	988	1048	1118	1188

COM - 2 yds / COL - 36 sqft      W-29 D-24 H-17 SH-17      35 lbs

S2530-22 22.5° Ottoman


COM	COL A	B	C	D	E	F	G	H	I	J	K
<b>643</b>	728	748	768	808	843	888	928	988	1048	1118	1188

COM - 2 yds / COL - 36 sqft      W-26 D-26 H-17 SH-17      35 lbs

# DUXBURY MODULAR SEATING



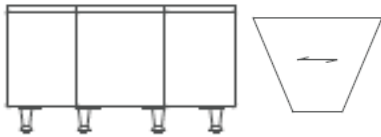
## LAMINATE TOPS & UPHOLSTERED BASE TABLES



S2530T Linking Ottoman

COM	COL A	B	C	D	E	F	G	H	I	J	K
<b>783</b>	848	863	878	908	933	968	998	1043	1088	1138	1193

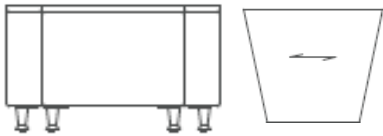
COM - 1.5 yds / COL - 27 sqft W-23 D-22 H-16 35 lbs



S2530T-45 45° Linking Ottoman

COM	COL A	B	C	D	E	F	G	H	I	J	K
<b>783</b>	848	863	878	908	933	968	998	1043	1088	1138	1193

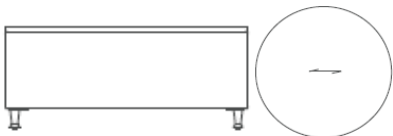
COM - 1.5 yds / COL - 27 sqft W-27 D-20 H-16 35 lbs



S2530T-22 22.5° Linking Ottoman

COM	COL A	B	C	D	E	F	G	H	I	J	K
<b>783</b>	848	863	878	908	933	968	998	1043	1088	1138	1193

COM - 1.5 yds / COL - 27 sqft W-25 D-21.5 H-16 35 lbs



S2530T-36R Rnd Occasional Table

COM	COL A	B	C	D	E	F	G	H	I	J	K
<b>1031</b>	1116	1136	1156	1196	1231	1276	1316	1376	1436	1506	1576

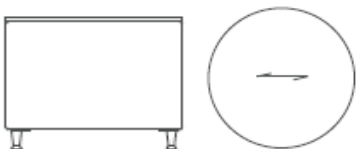
COM - 2 yds / COL - 36 sqft 36 DIA H-16 40 lbs



S2530T-36S Sq Occasional Table

COM	COL A	B	C	D	E	F	G	H	I	J	K
<b>1031</b>	1116	1136	1156	1196	1231	1276	1316	1376	1436	1506	1576

COM - 2 yds / COL - 36 sqft W-36 D-36 H-16 40 lbs

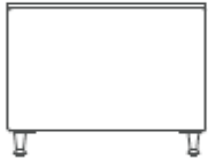


S2530T-24R Large Rnd End Table

COM	COL A	B	C	D	E	F	G	H	I	J	K
<b>829</b>	894	909	924	954	979	1014	1044	1089	1134	1184	1239

COM - 1.5 yds / COL - 27 sqft 24 DIA H-20 35 lbs

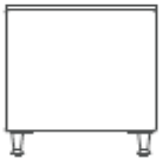
# DUXBURY MODULAR SEATING



S253OT-24S Large Sq End Table

COM	COL A	B	C	D	E	F	G	H	I	J	K
<b>829</b>	894	909	924	954	979	1014	1044	1089	1134	1184	1239


COM - 1.5 yds / COL - 27 sqft W-24 D-24 H-20 35 lbs



S253OT-18R Small Rnd End Table

COM	COL A	B	C	D	E	F	G	H	I	J	K
<b>769</b>	824	834	849	874	894	924	949	984	1024	1064	1109

COM - 1.25 yds / COL - 22.5 sqft 18 DIA x H-20 35 lbs



S253OT-18S Small Sq End Table

COM	COL A	B	C	D	E	F	G	H	I	J	K
<b>769</b>	824	834	849	874	894	924	949	984	1024	1064	1109

COM - 1.25 yds / COL - 22.5 sqft W-18 D-18 H-20 35 lbs

# DUXBURY MODULAR SEATING



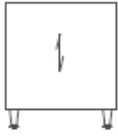
## LAMINATE TABLES

S253T Laminate Linking Table		<b>1439</b>	W-23 D-22 H-16	35 lbs
S253T-45 45° Laminate Linking Table		<b>1439</b>	W-27 D-20 H-16	35 lbs
S253T-22 22.5° Laminate Linking Table		<b>1439</b>	W-25 D-21.5 H-16	35 lbs
S253T-36R Laminate Rnd Occ Tbl		<b>2181</b>	36 DIA H-16	40 lbs
S253T-36S Laminate Sq Occ Table		<b>2181</b>	W-36 D-36 H-16	40 lbs
S253T-24R Laminate Large Rnd End Table		<b>1439</b>	24 DIA H-20	35 lbs
S253T-24S Laminate Large Square End Table		<b>1439</b>	W-24 D-24 H-20	35 lbs
S253T-18R Laminate Small Rnd End Table		<b>1248</b>	18 DIA x H-20	35 lbs

# DUXBURY MODULAR SEATING



S253T-18S  
Laminate  
Small Square  
End Table



1248

W-18 D-18 H-20

35 lbs

**NOTES:**

- With Duxbury orders, Sterling Tree Studio will assume that pieces are to be provided as freestanding (non-ganged). If ganging is preferred, please order ganging hardware (S253GANG at \$20 list per point of attachment) and provide a floor plan with the purchase order.

**LAMINATE OPTIONS (FOR TABLES):**

- |                    |                  |                     |
|--------------------|------------------|---------------------|
| • Kensington Maple | • Portico Teak   | • Cafelle           |
| • Harevest Maple   | • Asian Night    | • Amber Cherry      |
| • Montana Walnut   | • Designer White | • Versailles Anigre |
| • Columbian Walnut | • Black          | • Empire Mahogany   |
| • Cafelle          | • Veranda Teak   |                     |

**OPTIONS:**

- Top of arm mount swivel tablet with standard laminate surface - \$290 list. Choose from designer white or black. Contact the factory for pricing associated with other laminate patterns.
- Side mount swivel tablet with standard laminate surface - \$450 list. Choose from designer white or black. Contact the factory for pricing associated with other laminate patterns.



- To replace metal legs with twin wheel, non-locking casters, there is no upcharge. Please specify as STYLE NO.-CASTERS. (Ex: S253AL-CASTERS).



- For power modules mounted in seating, please specify as STYLE NO.-POWER and advise mounting location - front border of seat, left border of seat or right border of seat. (Ex: S253AL-POWER, front border of seat). Each power module is standard with silver faceplate, 2 AC outlets and 2 USB outlets. Price per module is \$250 list.



**FREIGHT**

Freight is included in the list pricing provided the total order value in list dollars exceeds the thresholds noted in the

# DUXBURY *MODULAR SEATING*



table below. If not, simply add the \$100 minimum freight charge to your order.

<b>DELIVERY ZONE</b>	<b>ORDER VALUE</b>	<b>MINIMUM FREIGHT CHARGE</b>
1	Less Than \$ 3000 List	\$ 100 Net
2	Less Than \$ 4000 List	\$ 200 Net
3	Less Than \$ 5000 List	\$ 300 Net
4	Less Than \$ 7500 List	\$ 400 Net

For an order to qualify and receive treatment as a "QUICK SHIP", the following criteria must apply:

- 1) The order must be clearly marked as "QUICK SHIP".
- 2) The order must involve exclusively quick ship styles, quick ship fabrics and standard Sterling Tree Studio wood finishes.
- 3) The order must involve 15 or less pieces.
- 4) The order must involve standard product (requiring no modification or customization).

All colors of the following patterns are part of the program:

- |                              |                                |
|------------------------------|--------------------------------|
| Grade A - Culp Archetype     | Grade C - Stinson Retrograde   |
| Grade A - Culp Castillo      | Grade C - Stinson Sequence     |
| Grade A - Culp Dillon        | Grade D - Momentum Hue         |
| Grade B - Momentum Origin    | Grade D - Stinson Nova         |
| Grade B - Stinson Laredo     | Grade D - Stinson Outlander    |
| Grade B - Stinson Blip       | Grade E - Momentum Beeline     |
| Grade C - Momentum Epic      | Grade E - Momentum Free        |
| Grade C - Momentum Fuse      | Grade E - Stinson Continuum    |
| Grade C - Momentum Marathon  | Grade E - Stinson Gravity      |
| Grade C - Momentum Tradition | Grade F - Momentum Cover Cloth |
| Grade C - Stinson Hive       | Grade F - Stinson Hot Spot     |
| Grade C - Stinson Polka      | Grade F - Stinson Nimble       |
| Grade C - Stinson Riddle     | Grade F - Stinson Revolution   |

\*Duxbury seating SKU's ONLY are available for Quick Ship.