

CORPORATE SERIES



COM	COL A	B	C	D	E	F	G	H	I	J	K
1500	1635	1670	1705	1765	1820	1895	1965	2060	2155	2270	2385

Style No: 82203
 Finished Wood Base on Casters
 Memory Swivel return, pneumatic lift

COM - 3.25 yds W25 D30 H39-42.5 90 lbs
 COL - 59 sqft SH18-21.5 AH26-29.5



COM	COL A	B	C	D	E	F	G	H	I	J	K
1275	1635	1670	1705	1765	1820	1895	1965	2060	2155	2270	2385

Style No: 82201
 Finished Wood Base

COM - 2.25 yds W24.5 D25.5 H34.5 40 lbs
 COL - 40 sqft SH19 SD19 SW19 AH25.5



COM	COL A	B	C	D	E	F	G	H	I	J	K
1500	1635	1670	1705	1765	1820	1895	1965	2060	2155	2270	2385

Style No: 84103
 Finished Wood Base on Casters
 Memory Swivel return, pneumatic lift

COM - 3.25 yds W27 D30 H39-42.5 90 lbs
 COL - 59 sqft SH18-21.5 AH26-29.5




COM	COL A	B	C	D	E	F	G	H	I	J	K
1275	1635	1670	1705	1765	1820	1895	1965	2060	2155	2270	2385

Style No: 84101
 Finished Wood Base

COM - 2.25 yds W25.5 D25.5 H34.5 40 lbs
 COL - 40 sqft SH19 SD19 SW19 AH25.5

CORPORATE SERIES



COM	COL A	B	C	D	E	F	G	H	I	J	K
1500	1635	1670	1705	1765	1820	1895	1965	2060	2155	2270	2385

Style No: 84203
 Finished Wood Base on Casters
 Memory Swivel return, pneumatic lift

COM - 3.25 yds
 COL - 59 sqft
 W27 D30 H39-42.5
 SH18-21.5 AH26-29.5
 90 lbs



COM	COL A	B	C	D	E	F	G	H	I	J	K
1275	1635	1670	1705	1765	1820	1895	1965	2060	2155	2270	2385

Style No: 84201
 Finished Wood Base

COM - 2.25 yds
 COL - 40 sqft
 W25.5 D25.5 H34.5
 SH19 SD19 SW19 AH25.5
 40 lbs



COM	COL A	B	C	D	E	F	G	H	I	J	K
1500	1635	1670	1705	1765	1820	1895	1965	2060	2155	2270	2385

Style No: 85103
 Finished Wood Base on Casters
 Memory Swivel return, pneumatic lift

COM - 3.25 yds
 COL - 59 sqft
 W27 D30 H39-42.5
 SH18-21.5 AH26-29.5
 90 lbs




COM	COL A	B	C	D	E	F	G	H	I	J	K
1275	1635	1670	1705	1765	1820	1895	1965	2060	2155	2270	2385

Style No: 85101
 Finished Wood Base

COM - 2.25 yds
 COL - 40 sqft
 W24.5 D25.5 H34.5
 SH19 SD19 SW19 AH25.5
 40 lbs

CORPORATE SERIES



COM	COL A	B	C	D	E	F	G	H	I	J	K
1500	1635	1670	1705	1765	1820	1895	1965	2060	2155	2270	2385

Style No: 85203
 Finished Wood Base on Casters
 Memory Swivel return, pneumatic lift

COM - 3.25 yds W25 D30 H39-42.5 90 lbs
 COL - 59 sqft SH18-21.5 AH26-29.5



COM	COL A	B	C	D	E	F	G	H	I	J	K
888	1000	1050	1100	1150	1200	1250	1300	1350	1400	1450	1500

Style No: 85201
 Finished Wood Base

COM - 2.25 yds W24.5 D25.5 H34.5 40 lbs
 COL - 40 sqft SH19 SD19 SW19 AH25.5



COM	COL A	B	C	D	E	F	G	H	I	J	K
1313	1525	1625	1725	1825	1925	2025	2125	2225	2325	2425	2525

Style No: 85303
 Finished Wood Base on Casters
 Memory Swivel return, pneumatic lift

COM - 3.25 yds W25 D30 H39-42.5 90 lbs
 COL - 59 sqft SH18-21.5 AH26-29.5




COM	COL A	B	C	D	E	F	G	H	I	J	K
1275	1635	1670	1705	1765	1820	1895	1965	2060	2155	2270	2385

Style No: 85301
 Finished Wood Base

COM - 2.25 yds W24.5 D25.5 H34.5 40 lbs
 COL - 40 sqft SH19 SD19 SW19 AH25.5

CORPORATE SERIES



COM	COL A	B	C	D	E	F	G	H	I	J	K
1275	1635	1670	1705	1765	1820	1895	1965	2060	2155	2270	2385

Style No: 86101
 Finished Wood Base on Casters
 Memory Swivel return, pneumatic lift

COM - 2.25 yds
 COL - 40 sqft
 W24.5 D25.5 H34.5
 SH19 SD19 SW19 AH25.5
 40 lbs



COM	COL A	B	C	D	E	F	G	H	I	J	K
1275	1635	1670	1705	1765	1820	1895	1965	2060	2155	2270	2385

Style No: 86201
 Finished Wood Base

COM - 2.25 yds
 COL - 40 sqft
 W24.5 D25.5 H34.5
 SH19 SD19 SW19 AH25.5
 40 lbs

FREIGHT

Freight is included in the list pricing provided the total order value in list dollars exceeds the thresholds noted in the table below. If not, simply add the \$100 minimum freight charge to your order.

DELIVERY ZONE	ORDER VALUE	MINIMUM FREIGHT CHARGE
1	Less Than \$ 3000 List	\$ 100 Net
2	Less Than \$ 4000 List	\$ 200 Net
3	Less Than \$ 5000 List	\$ 300 Net
4	Less Than \$ 7500 List	\$ 400 Net